




DSX Access Systems, Inc.

DSX and System Emails

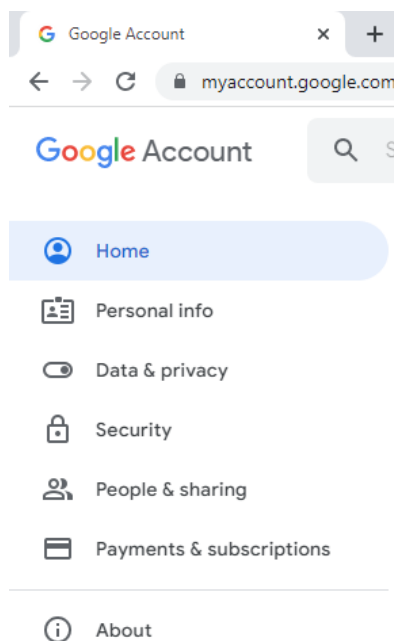
OLMail and Gmail

On May 30, 2022, Google will disable the feature that allows Less Secure Apps to send email using the User Email name and password. To continue using Gmail to send emails from WinDSX, the OIMail program will need to be reconfigured to use an **App Password**.

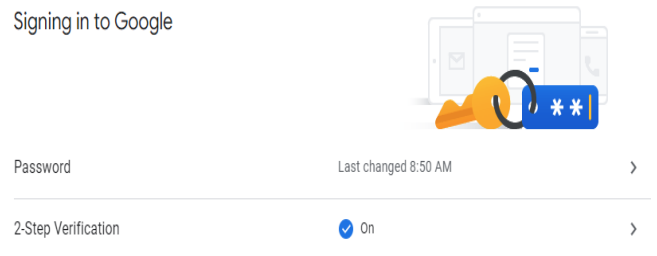
1. To create an “App Password” login to Google and select **Manage your Google Account**. Down to next step.



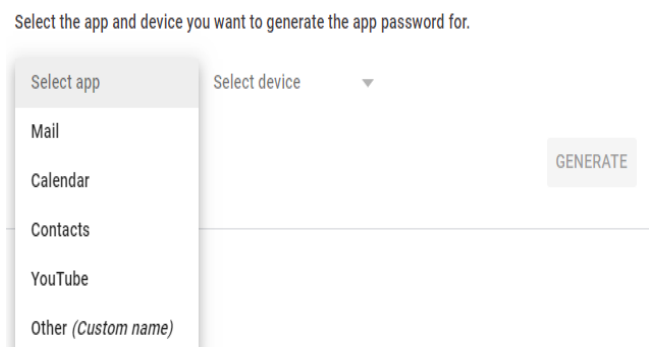
2. Select **Security** from the menu.



3. Go to **Signing in with Google** and enable **2-Step Verification**.

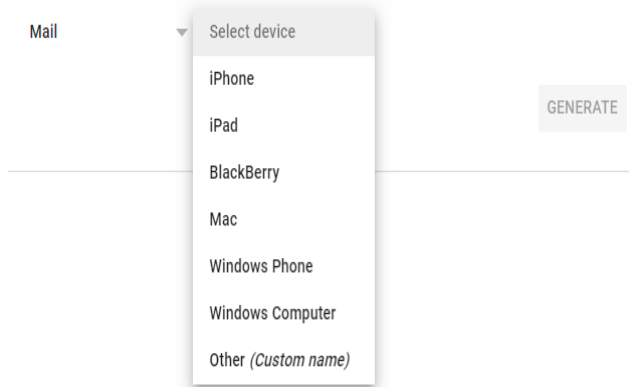


4. After 2-Step Verification has been enabled you can now create App Passwords. Under **Select App** choose **Email** and then under **Select Device** choose **Other (Custom Name)**. Enter the Custom Name and then click **Generate**.



5. Select the App and the Device.

Select the app and device you want to generate the app password for.



Select the app and device you want to generate the app password for.



6. The App Password will be displayed. This is the information you will enter in the Password field when configuring OIMail.

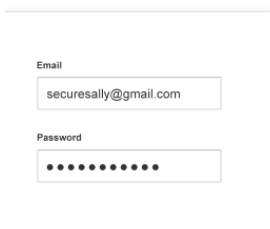
Generated app password

Your app password for your device

npvp bqrX dqxr jauz

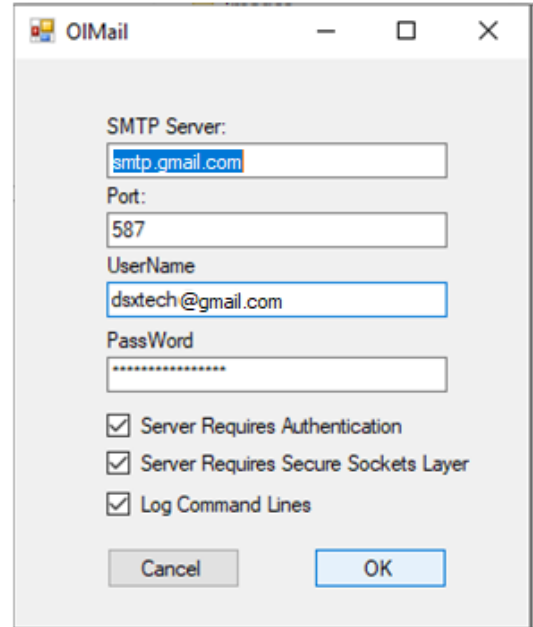
How to use it

Go to the settings for your Google Account in the application or device you are trying to set up. Replace your password with the 16-character password shown above. Just like your normal password, this app password grants complete access to your Google Account. You won't need to remember it, so don't write it down or share it with anyone.



DONE

7. From the Comm Server run the \\WinDSX\OImail.exe program. Enter the new User Name and Password and the port and settings shown below.



8. Testing OLMail.exe - It is possible to create a shortcut to test the OLMail settings outside of the WinDSX program. To do this create a shortcut and modify the properties.

The target would look like the following.

```
C:\WinDSX\OIMail.exe ^TO
test@dsxinc.com ^SJ test ^AT
C:\WinDSX\test.zip
```

TO, SJ and AT are all caps. AT can be used to send a test attachment but is not required. If used the file to be attached needs to be an actual file in the location specified.